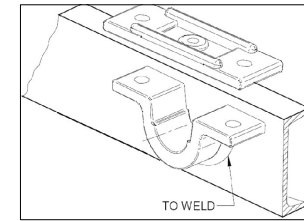
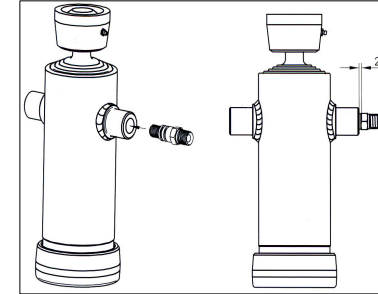
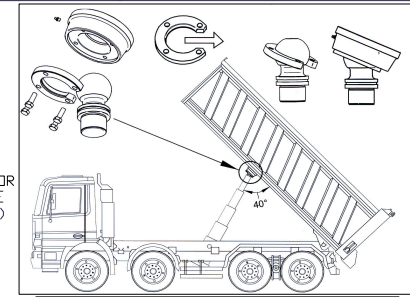


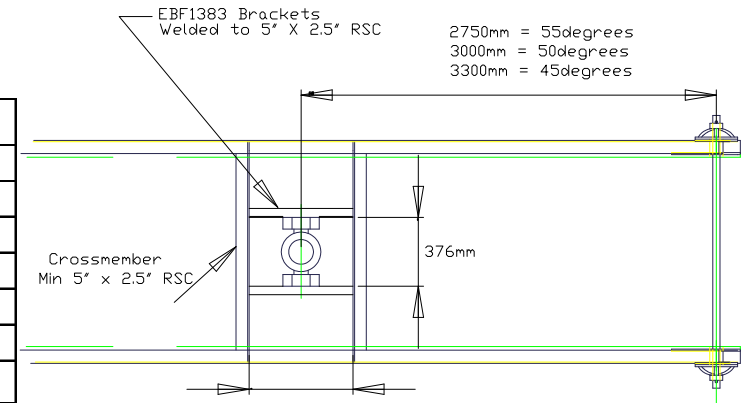
Dim	(mm)	Oil Volume	38 Litres
C1	260	Weight	134kg
F	375	Working Pressure	160bar
L1	635	Total Stroke	2475mm
R	395		



Lift Capacity / Angle of Tip Chart

Overhang	Angle	Body Length (mm)								Body & Payload (Tonnes)
		4600	4800	5000	5200	5400	5600	5800	6000	
300	45°		24.8	23.4	22.14	22.44	20.02	19.11	17.6	
	50°		24.3	22.9	21.64	20.52	19.51	18.59	17.76	
	55°		24.4	22.9	21.61	20.44	19.4	18.46	17.6	
450	45°				24.05	22.24	21.01	19.91	19.56	
	50°				23.57	22.25	21.06	20	19.04	
	55°				23.62	22.24	21.01	19.91	18.92	
600	45°					24.76	23.38	21.61	21.03	
	50°					24.29	22.89	21.64	20.52	
	55°					24.38	22.91	21.61	20.44	

Extension	O/D (mm)	Thrust (T)
0		
1	187	49.4
2	165	38.4
3	145	29.7
4	126	22.4
5	107	16.1
6	88	10.9



This drawing is the property and copyright of EDBRO PLC and must not be re-issued, copied or reproduced without their consent.

DATE: 9th-March 2009
 DRAWN: K Driver



TITLE: Underbody Cylinder
 PART No.: UB180M602475

EDBRO PLC
 BOLTON
 LANCASHIRE
 ENGLAND